


LBP Form No. 3

## PROGRAM APPROPRIATION AND OBLIGATION BY OBJECT


Office/Department : SANGGUNIANG PANLUNGSOD  
 Function : Legislative Service  
 Project/Activity :  
 Fund/Special Account : General Fund/101-1021

OBJECT OF EXPENDITURES	ACCOUNT CODE	PAST YEAR YEAR 2010 (Actual)	CURRENT YEAR 2011 (Net of Reversion)	BUDGET YEAR 2012 (Estimate)
<b>A. Personal Services:</b>				
1 Salaries & Wages-Regular (36)	701	P 7,522,293.05	P 10,451,189.91	P 12,147,960.00
2 Salaries & Wages-Casual (44)	705	3,541,490.32	3,752,826.09	4,156,944.00
3 Salaries & Wages-Contractual	706	689,510.72	487,442.43	-
4 PERA	711	1,696,769.60	1,896,000.00	1,920,000.00
5 Representation Allowance	713	912,000.00	1,100,100.00	1,100,100.00
6 Transportation Allowance	714	912,000.00	1,100,100.00	1,100,100.00
7 Clothing/Uniform Allowance	715	304,000.00	312,000.00	316,000.00
8 Productivity Incentive Benefits	717	84,000.00	158,000.00	160,000.00
9 Longevity Pay	722	-	10,000.00	110,000.00
10 Cash Gift	724	435,625.00	395,000.00	400,000.00
11 Year End Bonus	725	1,051,135.17	1,183,668.00	1,358,742.00
12 Life & Retirement Ins. Cont.	731	1,333,853.56	1,718,685.94	1,972,893.38
13 Pag-IBIG Contribution	732	92,500.00	94,800.00	326,098.08
14 PHILHEALTH Contribution	733	129,612.50	154,650.00	158,850.00
15 ECC Contribution	734	70,826.27	78,870.84	84,217.32
16 Terminal Leave Benefits	742	444,168.82	-	533,007.38
17 Other Personnel Benefits	749	343,876.20	848,845.44	974,396.50
<b>SUB-TOTAL</b>		<b>P 19,563,661.21</b>	<b>P 23,742,178.65</b>	<b>P 26,819,308.66</b>
<b>B. Maintenance and Other Operating Expenses:</b>				
1 Travelling Expenses-Local	751	567,956.28	426,800.00	384,120.00
2 Office Supplies Expenses	755	186,368.46	382,500.00	344,250.00
3 Gasoline, Oil & Lubricants Expenses	761	79,431.53	82,440.80	720,000.00
4 Other Supplies Expenses	765	584.95	4,250.00	5,000.00
5 Telephone Expenses-Landline	772	54,233.25	70,000.00	63,000.00
6 Telephone Expenses-Mobile	773	189,284.04	308,700.00	300,000.00
7 Advertising Expenses	780	110,125.00	255,000.00	229,500.00
8 Printing & Binding Expenses	781	10,000.00	17,000.00	15,300.00
9 General Services	795		406,588.00	780,000.00
10 Rep. & Maint.-Office Equipment	821	6,800.00	38,250.00	34,450.00
11 Rep. & Maint.-Motor Vehicles	841	51,070.00	42,500.00	38,250.00
12 Donations	878	-	436,000.00	436,000.00
13 Other Maint. & Oper. Expenses	969	982,702.52	277,000.00	249,300.00
<b>SUB-TOTAL</b>		<b>2,238,556.03</b>	<b>2,747,028.80</b>	<b>3,599,170.00</b>
<b>C. Capital Outlay</b>				
1 IT Equipment and Software	223	P 214,983.10	P 700,000.00	P -
2 Motor Vehicles	241		2,000,000.00	-
<b>SUB-TOTAL</b>		<b>P 214,983.10</b>	<b>P 2,700,000.00</b>	<b>P -</b>
<b>TOTAL OBLIGATIONS</b>		<b>P 22,017,200.34</b>	<b>P 29,189,207.45</b>	<b>P 30,418,478.66</b>

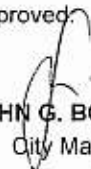
Prepared by:

  
 GIL A. DE LA TORRE  
 Sanggunian Secretary

Reviewed by:

  
 FRANCISCO M. MENDOZA  
 City Budget Officer

Approved:

  
 JOHN G. BONGAT  
 City Mayor