


LBP Form No. 3

## PROGRAM APPROPRIATION AND OBLIGATION BY OBJECT

Office/Department : CITY ENVIRONMENT AND NATURAL RESOURCES OFFICE  
 Function : Clean Air and Water Enforcement, Environmental Regulations  
 Project/Activity :  
 Fund/Special Account : General Fund/101-8731


OBJECT OF EXPENDITURES	ACCOUNT CODE	PAST YEAR YEAR 2010 (Actual)	CURRENT YEAR 2011 (Net of Reversion)	BUDGET YEAR 2012 (Estimate)
<b>A. Personal Services:</b>				
1 Salaries & Wages-Regular (19)	701	P 6,104,827.04	P 3,246,408.00	P 3,577,656.00
2 Salaries & Wages-Casual (6)	705	4,440,185.30	452,784.00	588,888.00
3 Salaries & Wages-Cont.(5)/JO(4)	706	227,626.60	184,832.40	-
4 PERA	711	2,401,210.79	576,000.00	600,000.00
5 Representation Allowance	713	62,700.00	62,700.00	62,700.00
6 Transportation Allowance	714	62,700.00	62,700.00	62,700.00
7 Clothing/Uniform Allowance	715	416,000.00	96,000.00	100,000.00
8 Productivity Incentive Benefits	717	206,000.00	48,000.00	50,000.00
9 Longevity Pay	722		20,000.00	100,000.00
10 Cash Gift	724	520,000.00	120,000.00	125,000.00
11 Year End Bonus	725	873,934.52	308,266.00	347,212.00
12 Life & Retirement Ins. Cont.	731	1,282,665.41	447,602.23	504,151.82
13 Pag-IBIG Contribution	732	124,200.00	28,800.00	83,330.88
14 PHILHEALTH Contribution	733	124,950.00	40,950.00	44,850.00
15 ECC Contribution	734	93,226.57	25,025.88	27,169.56
16 Terminal Leave Benefits	742	14,469.30	-	83,225.38
17 Other Personnel Benefits	749	416,991.04	221,067.22	248,996.61
<b>SUB-TOTAL</b>		<b>P 17,371,686.57</b>	<b>P 5,941,135.73</b>	<b>P 6,605,880.26</b>
<b>B. Maintenance and Other Operating Expenses:</b>				
1 Travelling Expenses-Local	751	42,706.00	25,500.00	22,950.00
2 Training Expenses	753	7,970.00	17,000.00	15,300.00
3 Office Supplies Expenses	755	41,651.62	17,000.00	15,300.00
4 Gasoline, Oil & Lubricants Expenses	761	3,254,311.54	100,000.00	-
5 Other Supplies Expenses	765	1,137,299.72	263,825.00	237,500.00
6 Telephone Expenses-Landline	772	18,263.39	12,500.00	11,250.00
7 Telephone Expenses-Mobile	773	14,400.00	14,400.00	14,400.00
8 Environmental/Sanitary Services	794	-	347,806.00	144,000.00
9 Environmental/Sanitary Services(MRF)	794-1	5,021,794.45	-	233,250.00
10 General Services	795		151,131.40	283,082.40
11 Rep. & Maint.-Office Equipment	821	500.00	4,250.00	3,850.00
12 Rep. & Maint.-Machineries	826	-	85,000.00	76,500.00
13 Rep. & Maint.-Motor Vehicles	841-1	1,534,523.00	102,000.00	91,800.00
14 Subsidy to NGOs/ POs	876	-	525,000.00	472,500.00
14 Other Maint. & Oper. Expenses	969	5,491.75	4,250.00	3,850.00
<b>SUB-TOTAL</b>		<b>P 11,078,911.47</b>	<b>P 1,669,662.40</b>	<b>P 1,625,532.40</b>
<b>C. Capital Outlay</b>				
1 Technical and Scientific Equipment	236	P -	1,630,000.00	-
<b>SUB-TOTAL</b>		<b>P -</b>	<b>P 1,630,000.00</b>	<b>P -</b>
<b>TOTAL OBLIGATIONS</b>		<b>P 28,450,598.04</b>	<b>P 9,240,798.13</b>	<b>P 8,231,412.66</b>

Prepared by:




OSCAR P. OROZCO  
City ENRO

Reviewed by:



FRANCISCO M. MENDOZA  
City Budget Officer

Approved:



JOHN G. BONGAT  
City Mayor